



**PROFILING**

**PRESS BRAKING**


**CNC MACHINING**

**FABRICATION**

**FINISHING**



# PROFILING



**BEVEL CAPABILITY UP TO 45°**

## LASER CUTTING

20m x 3.2m  
25mm thick



With 21 flat-bed lasers available in-house, we have the capability to cut parts up to 20m long x 3.2m wide in mild & stainless steel (25mm), aluminium (20mm), as well as copper & brass (10mm).

In addition, our two state-of-the-art 3D tube cutting machines can cut tubes, box section, and open profiles up to 6m x 1000mm diameter and 40mm wall thickness.

## PLASMA CUTTING

25m x 5m  
50mm thick




Our high definition plasma cutting technology with bevel capability has a large format cutting area of 25m x 5m with twin cutting head technology, allowing cutting of components up to 50mm thick.

Our machines run continuously and are capable of cutting both chamfers up to +/- 40 degrees.

## WATERJET CUTTING

12m x 2m  
200mm thick




With four waterjet cutting machines available in-house, we can cut almost any materials up to 12m x 2m and 200mm thickness.

Our dynamic waterjet machines boast an accuracy that matches machined tolerances of +/- 0.1mm, making it the obvious choice for parts where it is critical that no melting, distorting or warping of the material occur

## FLAME CUTTING

10m x 4m  
120mm thick



Flame cutting is ideal for cutting carbon steel and most metal alloys where cutting edge precision is not critical, or post machining is required.

We have the capability to cut components up to 10m x 5m using our four head flame cutting machines.





## PRESS BRAKING

### BENDING & PRESSING



Up to 7.2m wide

With 23 CNC press brakes available in-house and the capability to press metal sheets up to 7.2m wide, we can handle parts of the most intricate shapes and sizes from small sheet metal brackets to large pressed components.

### ROBOTIC HANDLING



Up to 600kg - 60mm thick

Our extensive press braking line-up includes two 640 tonne press brakes, one of which has a 600kg state-of-the-art robotic handling system able to press parts up to 60mm thick.

This technology enables us to provide the highest levels of bending accuracy and repeatability.

### ROLLING & FORMING



We specialise in cold forming and rolling steel and aluminium plates, a process involving zero heat input and does not affect the mechanical properties of the bent/ folded components.

We have developed specialist tooling to press high strength steel and wear plate to very tight radii.



# CNC MACHINING

## CNC MILLING



We have 13 CNC milling machines available in-house capable of milling components up to 11.5m x 1.5m x 2.5m.

In addition, our 5-axis CNC Mill Turn Centre has the capability to machine complex parts in one hit, keeping downtime to a minimum.

## CNC TURNING

Up to 3.8m x 950mm dia



Our CNC lathes with driven tooling and sub-spindle options enable us to turn components up to 3.8m length, 950mm diameter.

Our 7 axis sliding head lathe with 4 metre bar feed also allows large batch machining of small turned parts at competitive rates.

## LARGE MACHINING

Up to 11.5m length



We provide large and heavy machining services to a broad range of industries, including niche sectors including Nuclear, Defence, or Oil and Gas to name but a few.

Entire projects are carried out in-house, from the initial fabrication stage to the post-machining, and final inspection.

## INSPECTION




To ensure we consistently produce high-quality components and assemblies, we continuously invest in the latest state-of-the-art inspection equipment, including large format CMM machines with capability of up to 1200 x 2200 x 1000 (mm).





## FABRICATION

### ROBOTIC WELDING



We have twelve robotic MIG & TIG welding cells available in-house as well as various automated welding systems.

This includes a large gantry robotic welding cell capable of welding structures up to 8m long and an automated hull/turret welding system with 6 axis robotic arm and 90 degree down weld.

### MIG, TIG & CODED WELDING



With craneage facilities of up to 30 tonnes and a wide range of modern fabrication equipment, we are well placed to meet your fabrication needs.

Our 125 highly skilled in-house welders are conversant in MIG, TIG, MMA, & SAW welding as well as a variety of codings in all disciplines, ensuring we deliver high-quality products every time.

### STAINLESS STEEL PUBLIC ART



Our specialist architectural metalwork division, provide fabrication expertise, design consultation and installation services for public art projects across the UK and overseas.

Our manufacturing expertise ranges from public art sculptures and staircases to complex structures such as bridges and canopies.





## FINISHING

### POWDER COATING



1.5m x 2.5m x 800mm

Boasting two automatic reciprocators and a four stage in-line pre-treatment plant with a 90% recovery system, we can powder coat components up to 1.5m high, 2.5m long and 800mm wide.

The process is environmentally friendly and the range of colours available is virtually unlimited.

### WET PAINTING



15m x 6m x 4m

Our new 15m x 6m x 4m wet painting facility enables us to provide cost effective finishing solutions for large parts & assemblies. Working in-line with our shot blasting facility, it enables us to greatly reduce waste and lead times.

Application is undertaken by highly-skilled personnel with many years' experience.


### SHOT BLASTING



15m x 6m x 4m

Our state-of-the-art air blast room facility is ideal for large scale components as we have the capability to blast material up to 15m long, 6m wide and 4m high.

We provide shot blasting services to a range of industries including rail, automotive, defence and more.



DNA Metalwork,  
Grange Lane, Brinsworth,  
Rotherham, S60 5AE

**t:** +44 (0)114 321 6303

**e:** [enquiries@dnametalwork.com](mailto:enquiries@dnametalwork.com)

**www.dnametalwork.com**